

Pull-Lock Stop-End Fittings

NON-TENSIONING END


Field installed Pull-Lock fittings — outside-of-post mount

No field swaging

Pull-Lock fittings are designed for use with 1x19 L.H. lay strand only. They can be used with any tensioning device on the other end, and when matched with an Invisiware Receiver tensioner (page 11), gives you a cable railing system with no visible hardware between the end posts.


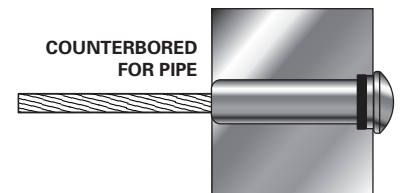
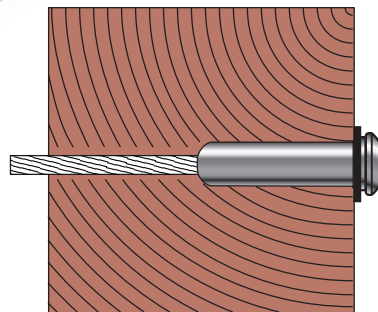
Easy to install

You can order your cables with a tensioner already on one end or you can install a tensioner on one end on site. Attach the tensioner on one end post, slip the Pull-Lock fitting into the other end post and pull the cable all the way through the Pull-Lock fitting. Tension the cables, then cut the excess cable off on the back side of the fitting with a 4-inch right angle grinder or a cutting wheel (available from the factory) that is used with your hand drill. Press on the stainless steel cap to cover the bare cable end, and you're done!




Use with metal or wood posts

Pull-Lock fittings come in three lengths, so that when used with a matching length Invisiware Receiver, post-drilling is made uniform. Pull-Lock fittings work with pipe and with round, square, or rectangular metal tubing. When used with an end post 1½" or more in thickness, the Pull-Lock fitting is hidden inside the end post, with only the head exposed on the outside of the post. Pipe ends are counterbored, so the full perimeter of the screw cap head rests on a flat surface in the pipe. The head rests on the outside wall of a flat-sided metal post. A plastic washer is included and acts as a scratch-resistant barrier between the screw cap head and the metal post. For wood applications, also order 7/16SAE stainless steel washer (page 29).



2
3/1/14

Ultra-tec
CABLE RAILING SYSTEMS



218 Stewart Rd SE, Pacific, WA 98047
P: 253-833-4343 • F: 253-833-4545
www.americanstructures.com

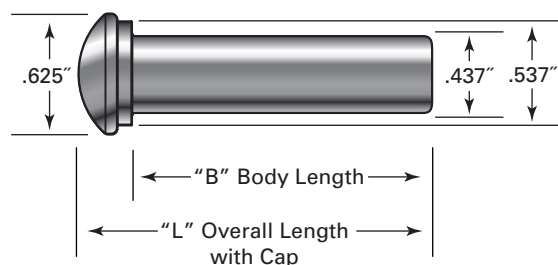
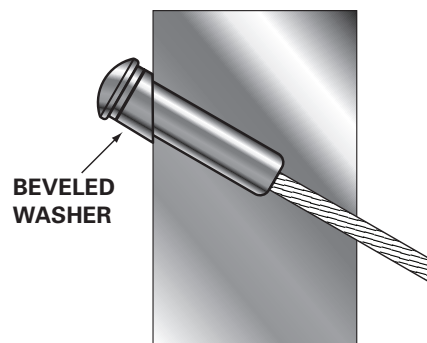
ASD
AMERICAN
STRUCTURES & DESIGN

Use Pull-Lock stop-end fittings on stairs with special beveled washers.

Special stainless steel beveled washers let you use Pull-Lock fittings on stairs and severe pitches with flat-sided metal frames. Not offered for pipe or round tubing.

STAINLESS STEEL BEVELED WASHERS

FOR PITCH OF	ORDER PART NO.
30° - 33°	BW32-6
34° - 36°	BW35-6
37° - 39°	BW38-6



PULL-LOCK FITTINGS — OUTSIDE-OF-POST MOUNT

Pull-Lock fittings are made of type 316 stainless steel with the exception of internal components that are made of other types of stainless steel.

DESIGNED FOR USE WITH 1X19 L.H. LAY STRAND ONLY

DIMENSIONS AND FRAMING OPTIONS



FRAME OPTIONS	"B" Body Length	"L" Overall Length	1/8" cable PART NO.	3/16" cable PART NO.
Any Frame	1.562"	1.825"	PUL-4	PUL-6
1-1/2" Tube	1.562"	1.825"	PUL-4-12	PUL-6-12
2" Tube	2.030"	2.266"	PUL-4-2.030	PUL-6-2.030
2-3/8" Tube	2.405"	2.668"	PUL-4-2.375	PUL-6-2.375
3" Tube	3.030"	3.266"	PUL-4-3.030	PUL-6-3.030
3-1/4" Tube	3.280"	3.543"	PUL-4-3.280	NA

NOTE: For wood posts, also use S.S. Washer Part No. 7/16SAE.



Convenient cutting tool

To cut the cable flush with the end of the Pull-Lock fitting, a 4-inch right angle grinder with a cut-off wheel is ideal. For those who do not have that type of hand tool, a cutting tool for use with a hand drill is available. Order part no. CUT-OFF KIT (page 33).



Cable
Release
See page 32
in this catalog