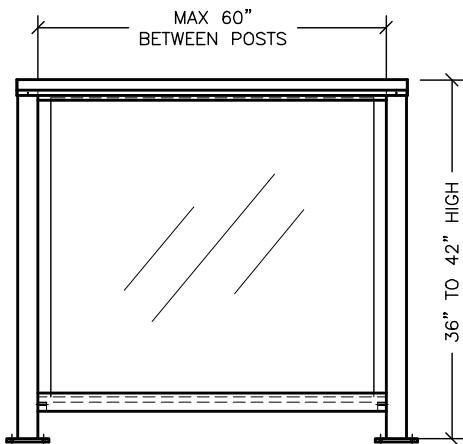
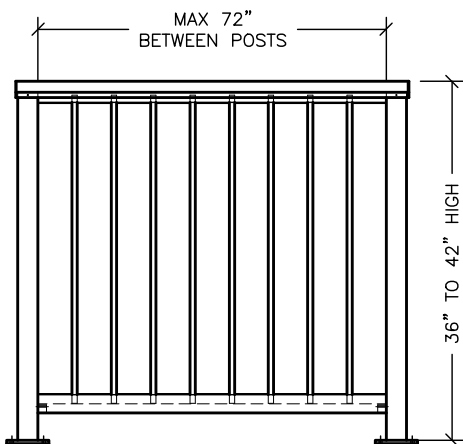


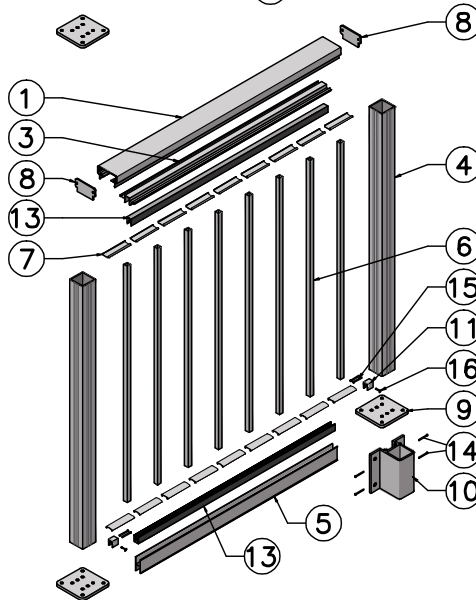
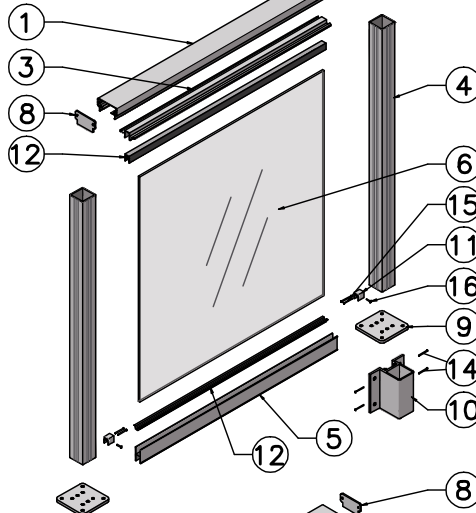
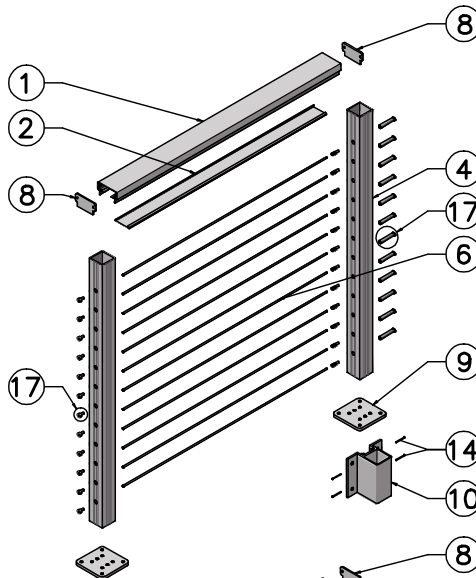
RAIL W/ SS CABLE INFILL



RAIL W/ 1/4" SAFETY  
TEMPERED GLASS INFILL



RAIL W/ 5/8"x5/8"  
PICKET INFILL



### \*NOTES\*

- 1 TR200 TOP RAIL (6005-T5)
- 2 FI FLAT INFILL (6005-T5)
- 3 200/999 POCKET INFILL (6005-T5)
- 4 2 3/8"x2 3/8" POST (6005-T5)
- 5 BR100 BOTTOM RAIL (6005-T5)
- 6 INFILL: SS CABLE, 1/4" TEMPERED SAFETY GLASS OR 5/8"x5/8" PICKET
- 7 SP41 SERIES 100 PICKET SPACER
- 8 200EP TOP RAIL END PLATE W/ SCREWS
- 9 5"x5"x3/8" BASE PLKATE
- 10 FMPB-6" 1" OFFSET BRACKET
- 11 RCB1 RAIL CONNECTING TOP & BOTTOM RAILS 1"
- 12 GVS TOP & BOTTOM RIGID GLASS VINYL SET
- 13 PVI TOP & BOTTOM PICKET VINYL SET
- 14 #14X1.5" SS FH SMS
- 15 #10X1.5" SS FH SMS
- 16 #10X.75" SS FH SMS
- 17 FITTINGS NEED TO BE SELECTED BY TYPE AND SIZE

### INFILL TYPE

- ☐ CABLE  
☐ GLASS  
☐ PICKET

### MOUNTING STYLE

- ☐ SURFACE  
☐ FASCIA

### RAIL HEIGHT

- ☐ 42 IN.  
☐ 36 IN.

CLIENT NAME		SALE REPRESENTATIVE DAVE FERONG		AMERICAN STRUCTURES & DESIGN INC.	
APPROVAL		JOB #		218TH STEWART RD SE PACIFIC, WA 98047	
REVISION #		DRAWING #		PRE3 200 SERIES ALUM. RAIL	
http://americanstructures.com				SCALE	DATE