

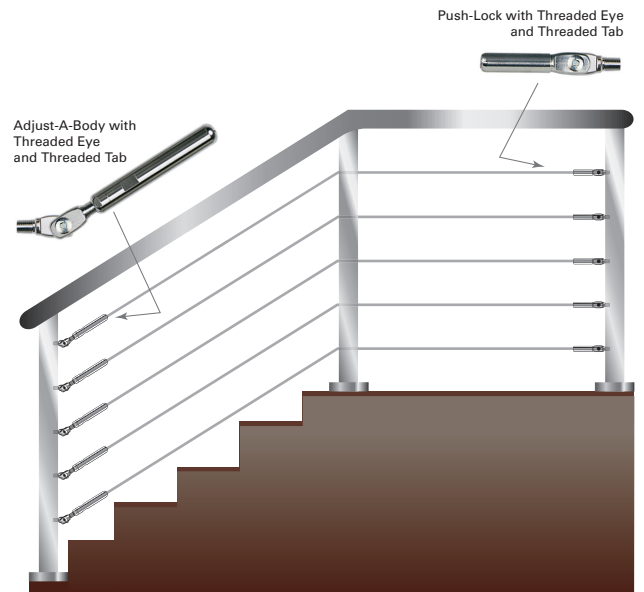

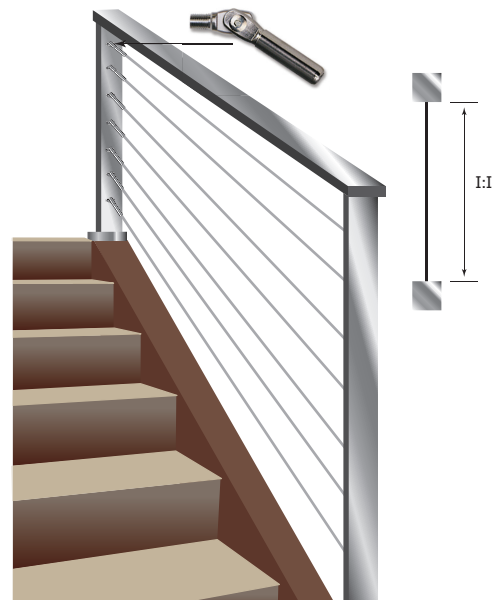
# Inside-of-Post to Inside-of-Post Mount \_\_\_\_\_ Metal Posts on Stairs

## Cable Runs on a Pitch

Top posts are often corner posts, which may require the stair run to connect to the *inside* of the post. The top and bottom of the cable run would be connected perpendicular to those posts, and only the intermediate posts would be drilled on the angle for the cable to run through.

### Applicable kit is the 500-M Series.

The tensioning device is an Adjust-a-Body with Threaded Eye, which attaches via mounting screw to the threaded tab. A Push-Lock with Threaded Eye attaches the same way to the other end.



### Series 500-M Kits for Metal Posts

	1/8" cable	3/16" cable
	any size post	any size post
Cable Length	PART NO.	PART NO.
5'	50005-M	50005-6M
10'	50010-M	50010-6M
15'	50015-M	50015-6M
20'	50020-M	50020-6M
25'	50025-M	50025-6M
30'	50030-M	50030-6M
40'	50040-M	50040-6M
50'	50050-M	50050-6M

### Tools needed for 500-M Series on stairs:

5/32 drill bit if 1/8" cable, 7/32 if 3/16"

Cutting tap drill bit I (for pilot hole) and 5/16-24 tap for threaded tab installation

7/16 wrench for tensioning Adjust-a-Body

5/32 Hex wrench to tighten mounting screws

Cable cutting tool



American Structures & Design Inc. - WA  
218 Stewart Rd. SE, Pacific, WA 98047  
P: 253-833-4343 F: 253-833-4545  
AmericanStructures.com

American Structures & Design Inc. - OR  
13444 NE Jarrett St. Portland, OR 97230  
P: 971-645-4201 F: 971-645-4212

