


Inside-of-Post to Inside-of-Post Mount _____ Wood Posts

Straight Cable Runs and Cable Runs through One Corner

Deck 1 has only one end post at the corners. The posts next to the house butt right up to it so the back sides of those posts are not accessible. Run #1 is still outside to outside, so it will take a Series 262 kit. Runs #2 and #3 connect to the *inside* of the corner post going back toward the house to keep the cables on the same plane. They also connect to the *inside* of the posts next to the house as well.



Cable Length	Series 300 Kits	
	1/8" cable PART NO.	3/16" cable PART NO.
5'	30005	30005-6
10'	30010	30010-6
15'	30015	30015-6
20'	30020	30020-6
25'	30025	30025-6
30'	30030	30030-6
40'	30040	30040-6
50'	30050	30050-6

Applicable kit is the 300 Series.

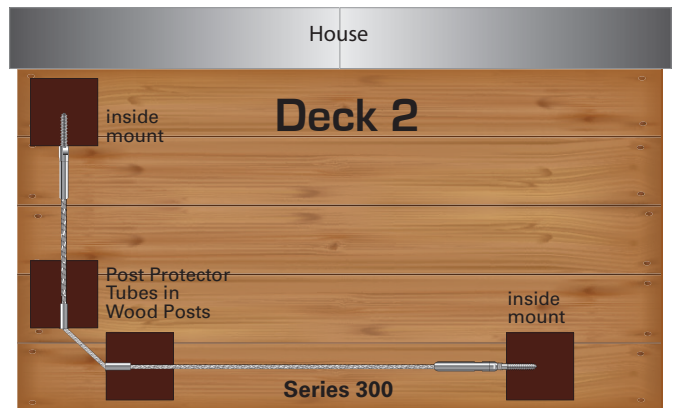
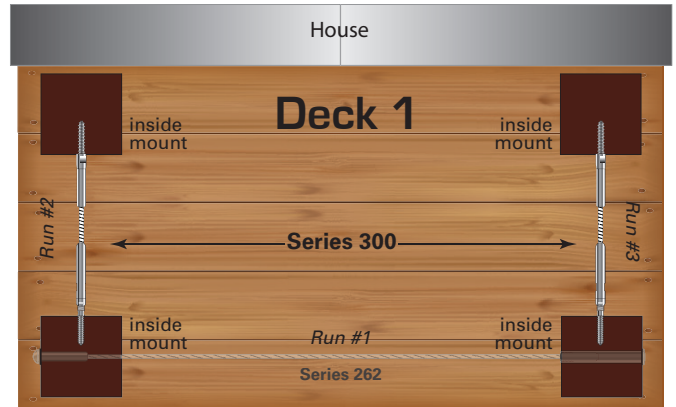
The tensioning device is an Adjust-a-Body[®] with Hanger Bolt, which lags into the wood post on one end. A Push-Lock Lag is lagged into the other end.

Cable Runs through Two Corners

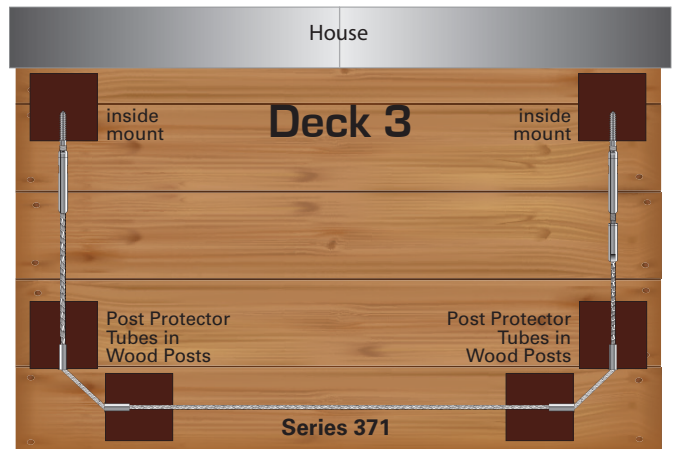
When going around two corners, it's necessary to tension the cable from both ends as shown in Deck 3.

Applicable kit is the 371 Series.

The tensioning devices are an Adjust-a-Body with Hanger Bolt, which lags into the wood post on one end, and Push-Lock Turnbuckle with Hanger Bolt on the other end.



For Post Protector Tubes, see Tools and Essentials section.



For Post Protector Tubes, see Tools and Essentials section.

Series 371 Kits

Cable Length	1/8" cable PART NO.	3/16" cable PART NO.
30'	37130	37130-6
40'	37140	37140-6
50'	37150	37150-6
60'	37160	37160-6

For Tools needed, see bottom of page 8.



American Structures & Design Inc. - WA
218 Stewart Rd. SE, Pacific, WA 98047
P: 253-833-4343 F: 253-833-4545
AmericanStructures.com

American Structures & Design Inc. - OR
13444 NE Jarrett St. Portland, OR 97230
P: 971-645-4201 F: 971-645-4212

