

# Push-Lock Turnbuckle

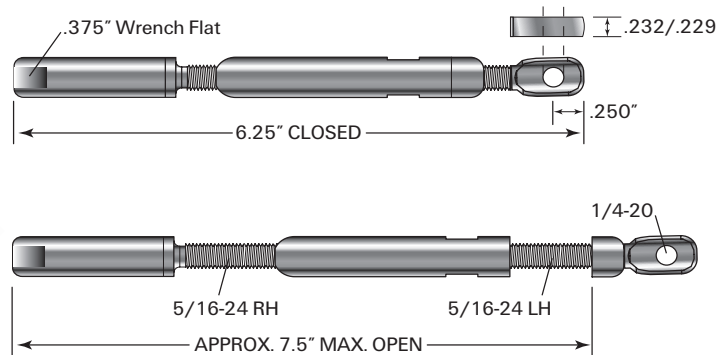
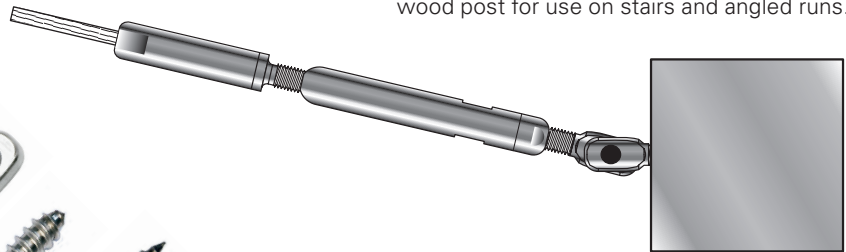
TENSIONER

The Push-Lock tensioner for inside-of-post applications.

## Easy to install

Push-Lock Turnbuckles are typically used as a second tensioning device on longer runs. They are a combination of our Adjust-a-Body tensioners and Push-Lock Studs, and are available with whatever connecting end is necessary. Whether wood posts, metal posts, sleeved posts, or even concrete; level runs or stairs, the Push-Lock Turnbuckle is our most universal fitting.

Push-Lock Turnbuckles with Threaded Eyes mount to lag eyes, tabs, or holes on the outside of your metal or wood post for use on stairs and angled runs.



### PUSH-LOCK™ TURNBUCKLE with THREADED EYE

CABLE DIA.	PART NO.	USE WITH MOUNTING SCREW NO.*	OPTIONS FOR MOUNTING TO END POSTS	
			FOR METAL POSTS, USE WITH MOUNTING TAB NO.	FOR WOOD POSTS, USE WITH
1/8"	PL-TB-TE-4	SC-6	TT-6B	LE-6
3/16"	PL-TB-TE-6			

\*Order SC-6 Screw Separately.

### PUSH-LOCK TURNBUCKLE with HANGER BOLT, THREADED BOLT, EXTENDED LENGTH HANGER BOLT, or ANCHOR BOLT

1/8" cable				3/16" cable			
wood post	metal post	sleeved post (>4 1/2" outside diameter)	concrete post	wood post	metal post	sleeved post (>4 1/2" outside diameter)	concrete post
PART NO.	PART NO.	PART NO.	PART NO.	PART NO.	PART NO.	PART NO.	PART NO.
PL-TB-HB-4	PL-TB-TB-4	PL-TB-HBL-4	PL-TB-AB-4	PL-TB-HB-6	PL-TB-TB-6	PL-TB-HBL-6	PL-TB-AB-6


Push-Lock fittings are made of type 316 stainless steel, with the exception of internal components that are made of other types of stainless steel.

**DESIGNED FOR USE WITH 1X19 L.H. STRAND ONLY**



10  
3/1/14

**Ultra-tec®**  
CABLE RAILING SYSTEMS



218 Stewart Rd SE, Pacific, WA 98047  
P: 253-833-4343 • F: 253-833-4545  
www.americanstructures.com

**ASD**  
**AMERICAN**  
STRUCTURES & DESIGN