




NOW AVAILABLE: Updated Patio Cover Installation Instructions, Including Lattice Wrap Addendum

New! **Lattice Wrap installation instructions addendum** is now LIVE on the AS&D website. Offering 20+ line drawings, 3D images, and step-by-step instructions on how to effectively and efficiently install an **AS&D Lattice Wrapped patio cover**.



Installation Instructions for Patio Cover: Lattice Wrap Installation Addendum

Setting Posts

L7 L7A. Set posts per Steps 11-16.
Note: Step 15 is already completed.


Attach Beam to Posts



L8A. Set Smooth Post Bracket (Part No.: PC-PB3) inside the top of posts and attach using 4x4 Hex Tek #14 x 1" (Part No.: FZ-14X1-HEXTEK), 2x2 on per side.
L8B. Ensuring the beam sleeve seam is facing upwards (Step L3), set wrapped beam on top of post. Plumb post and center beam into brackets.

L8C. Attach beam to post brackets using 4x4 Hex Tek #14 x 1" (Part No.: FZ-14X1-HEXTEK), 2x2 on per side.

L9 A-C




L9A. Insert Side Plate Foam (Part No.: PC-SPF-WHT) into Post Side Plates (Part No.: PC-LR032X).
L9B. Install end cap (Bevel or Miter) on top of post side plate.
L9C. Measure from ground to top of the beam sleeve and cut the bottom of post side plate to this dimension.

American Structures & Design - WA | 1001 122nd Ave. S. | Bellevue, WA 98001 | P: 206-835-4545 | F: 206-835-4545
American Structures & Design - OR | 10444 NE Lower St. | Portland, OR 97220 | P: 971-444-4201 | F: 971-444-4202
© American Structures & Design 10/16/2023 10:02:00 am american.com

Page 17 of 18

Patio Cover New Color: Ebony

Did you know you can add color to the standard white patio cover components? By using lattice wrap, rafter tails, and end caps, you can create a distinctive design and color. Lattice wrap parts are available in 10 finish colors including our newest color: Ebony.



[Learn More About Lattice
Wrap](#)

Project Spotlight: V-Pan Patio Cover Yelm, WA



Yelm Community Services Food Bank in Yelm, WA has a long history of providing their community with socioeconomic support programs, so AS&D was proud to work with them to outfit their loading dock with a sleek **V-Pan Patio Cover system**.



[View the Entire
Profile](#)


**AS&D is a Premier Manufacturer and
Distributor of Aluminum Railing, Balcony,
and Sunshade Systems**



**Aluminum Railings for
Residential and Commercial
Projects**



Stainless Steel Cable



**Balcony Systems for
Commercial Projects**



Patio Covers

Two Locations to Serve You:

1801 132nd Ave. E, STE 100, Sumner, WA 98390 | Phone: 253-833-4343
13444 Jarrett St. NE, Portland, OR 97230 | Phone: 971-645-4201

Questions? Call 877-887-9828

American Structures and Design | 1801 132nd Ave. E, STE 100, Sumner, WA 98390

[Unsubscribe support@asandd.com](mailto:support@asandd.com)

[Update Profile](#) | [Constant Contact Data Notice](#)

Sent by support@asandd.com in collaboration
with



Try email marketing for free today!