

# Wood Posts with \_\_\_\_\_ Inside-of-Post to Inside-of-Post Mount Composite Sleeves


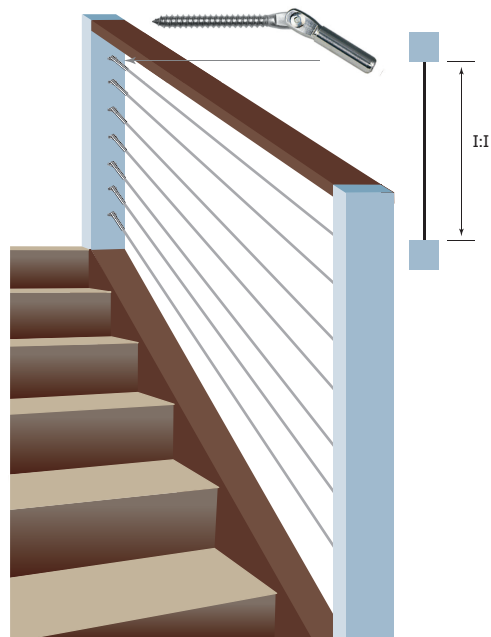
## Cable Runs on a Pitch

Top posts are often corner posts, which may require the stair run to connect to the *inside* of the post. The top and bottom of the cable run would be connected perpendicular to those posts, and only the intermediate posts would be drilled on the angle for the cable to run through.

**Applicable kit for wood posts with composite sleeves with an outside diameter greater than 4½" is the 500-C Series.**

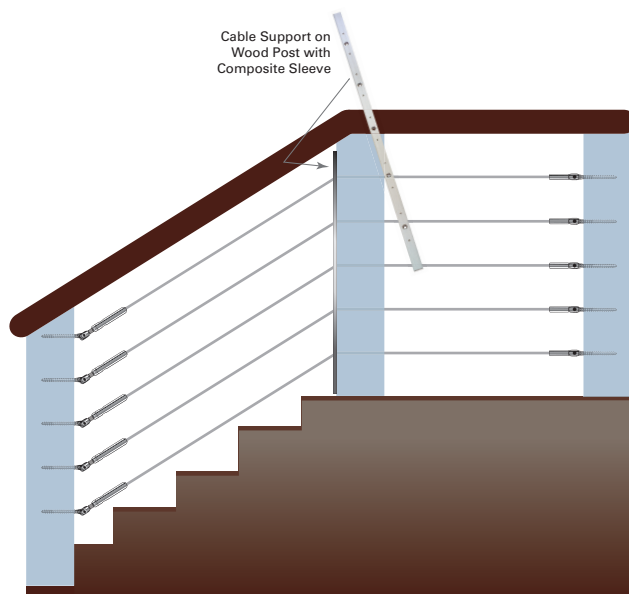
The tensioning device is an Adjust-a-Body with Threaded Eye, which attaches via mounting screw to the extended length lag eye. A Push-Lock with Threaded Eye attaches the same way to the other end.

The 500-C Series can be used to go up a stair and across a landing by mounting a cable support to the stair side of the break-over post. The cable support will prevent the cable from damaging the sleeve where it exits the post at an angle.



**Series 500-C Kits for Wood Posts with Composite Sleeves**

Cable Length	1/8" cable PART NO.	3/16" cable PART NO.
5'	50005-C	50005-6C
10'	50010-C	50010-6C
15'	50015-C	50015-6C
20'	50020-C	50020-6C
25'	50025-C	50025-6C
30'	50030-C	50030-6C
40'	50040-C	50040-6C
50'	50050-C	50050-6C



### Tools needed for 500-C Series:

5/32 drill bit if 1/8" cable, 7/32 if 3/16"  
 9/32 drill bit for Lag Eye installation  
 7/16 wrench for tensioning Adjust-a-Body  
 5/32 Hex wrench to tighten mounting screws  
 Cable cutting tool